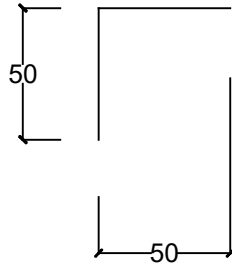



50 x 50 Angle



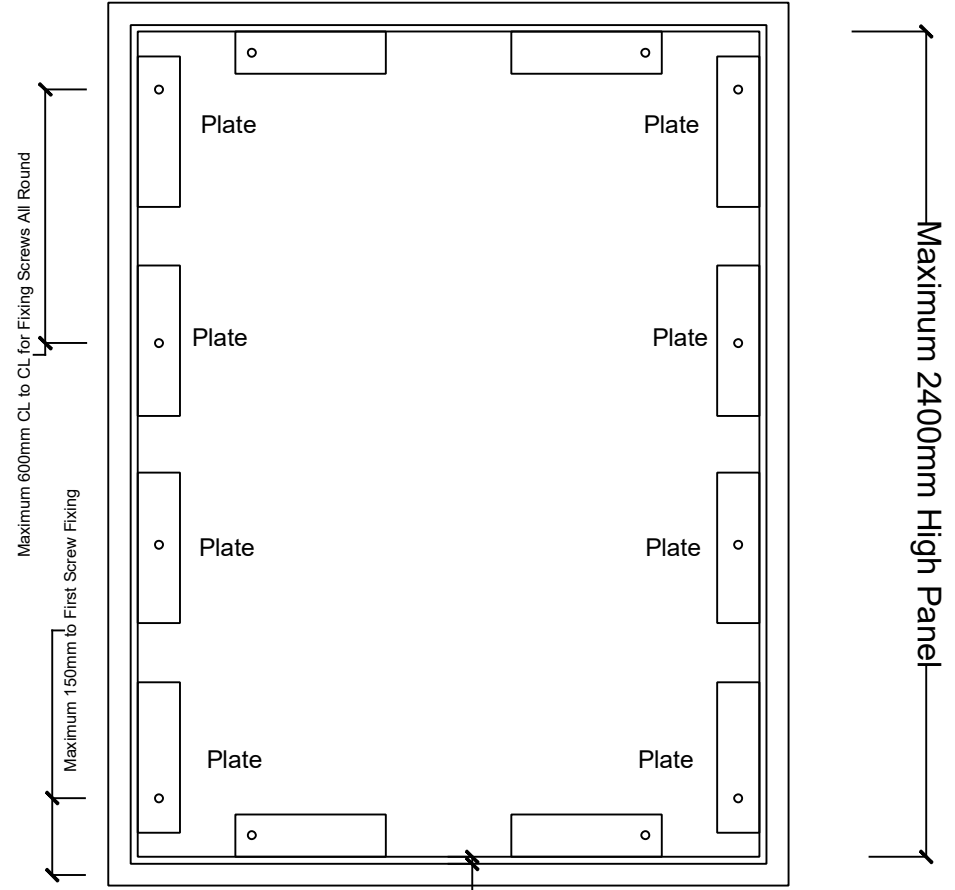
FRAME PROFILE

Dyna fixings @ 300mm Centres around stiles



CROSS SECTION

← Maximum 1200mm Wide Panel →



ELEVATION

3mm Clearance

Material: 1.4mm Zincanneal

Panel Fixing: Fixed Panel Screw Fixed @ 600mm Maximum CL to CL

Maximum FRL: ---/60/30

Note: 2 Hinges up to 1200mm High and 3 Hinges up to 2400mm High

Taylors Doors & Frames Pty Ltd

20 Orchard Road
 Brookvale NSW 2100
 Ph: + 61 2 9905 1222
 Email: admin@taylorsdoors.com.au

General Notes:

PRODUCT DATA SHEET

www.taylorsdoors.com.au

Drawn By: Peter Mole

Date: 16th December 2014

Data Sheet ID: MAXIAP01ASMW

Sheet:

1 of 1

Revision: A